



曾 泉 江 鐵 器 廠

**CHAN CHUAN CHANG METAL WORKS**

BLOCK 5055, ANG MO KIO INDUSTRIAL PARK 2, #01-1141,  
SINGAPORE 569558 TEL : 64817736 FAX : 64813517  
Email: sales@ccc.com.sg Website: http://www.ccc.com.sg  
Reg. No. 204949/00M



## MOTORISED CONTROL DAMPER



**Brand : CCC**

**AIR DIFFUSION EQUIPMENT  
MOTORISED CONTROL DAMPER  
Series : CCC-MCD**

## CHAN CHUAN CHANG METAL WORKS



### VISION

“To produce high quality products, high standard of creativity in design and excellent credibility in reputation”

### MISSION

“Serve customer with satisfactory and reliable works and products”

Chan Chuan Chang Metal Works was established in 1975, committed to the vision to manufacture good quality Air Diffusion Equipment. After building up its reputation in the industry as a top manufacturer, the company registered the logo with the Registry of Trade and Patents (Singapore). From then onwards, all equipment which has the trade mark symbolise our commitment to serve our customer with satisfactory and reliable works and products.


Our products have been tested by VIPAC, testing laboratory at Victorian technology Centre, Port Melbourne, Victoria. Furthermore, the results are NATA Certified (National Association of Testing Authorities, Australia) to ADC 10623 R3 (Air Diffusion Council, USA) and are officially endorsed in countries which are signatories to the I.L.A.C agreement-namely, Australia, New Zealand, Britain, USA and Malaysia.

We were proud to introduce the **Heavy Duty Aluminium Computer Floor Grille**, Series : CR to the industry in 1991. This has been a breakthrough as the grille are able to provide adequate air flow whilst maintaining the weight of any person or equipment. This is verified by the Comprehensive Loading Test performed by Singapore Institute of Standard & Industrial Research (SISIR), currently known as Spring Singapore. Series : CR has since then been installed in many computer rooms, wafer manufacturing plant and places which require the product.



### COMPANY MILESTONE

**1975** Established with the vision to manufacture high quality Air Diffusion Equipment to meet future needs and demands. Together with a team of experienced Engineers & Craftsman dedicated to Chan Chuan Chang's Motto – Commitment, Creativity & Credibility, we produced good quality products with high standard of creativity in design and maintained excellent credibility in reputation.

**1982** Registered with the Registry of Trade and Patents (Singapore), CCC Trade Mark  has since become a household name in its industry.

**1986** Chan Chuan Chang (CCC) products are tested by VIPAC, a testing laboratory at Victorian Technology Centre, Port Melbourne, Victoria. These results are NATA Certified (National Association of Testing Authorities, Australia) to ADC 10623 R3 (Air Diffusion Council, USA) and are officially endorsed in countries which are signatories to the I.L.A.C agreement – namely, Australia, New Zealand, Britain, USA and Malaysia.

**1991** CCC Aluminium Computer Floor Air Grille was sent for Comprehensive Loading Test conducted by Singapore Institute of Standard & Industrial Research (SISIR) and achieved excellent results.

**1997** CCC was awarded ISO 9002 Certification. Our impressive list of satisfied clients is testimony to CCC's motto – Commitment, Creativity and Credibility.

**2005** CCC has improved its quality management system with respect to the ISO 9001:2000 standard due to our commitment towards quality improvement in our products and customer satisfaction. We thank you for your faith and support in our products. We will continue to strive harder to exceed your demand & satisfaction.

**2012** CCC was awarded ISO 9001:2008 Certification by BVQI Accreditation. CCC also became a certified member of Air Movement and Control Association International (AMCA). Our Low Leakage dampers were tested according to AMCA standards and received certifications.

## Motorised Control Damper



**MODEL: CCC-MCD**

### Construction

- High quality G.I. steel material.
- Standard construction comes with 32mm flange for duct mounting.
- Standard depth is 6".
- Bronze bush are used for the steel shafts.
- Multi blades may be constructed when damper width exceeds 300mm.
- Touch-ups only to welded areas for the finishing.

### Description

- MCD models uses an actuator which is coupled to the shaft to determine the amount of air flowing through ventilation duct systems.
- Damper casing parts are welded together to form the frame where bronze bush are installed. Blade shaft may be continuous or in sections. Blade linkage are installed to prevent chatter and blade damage.

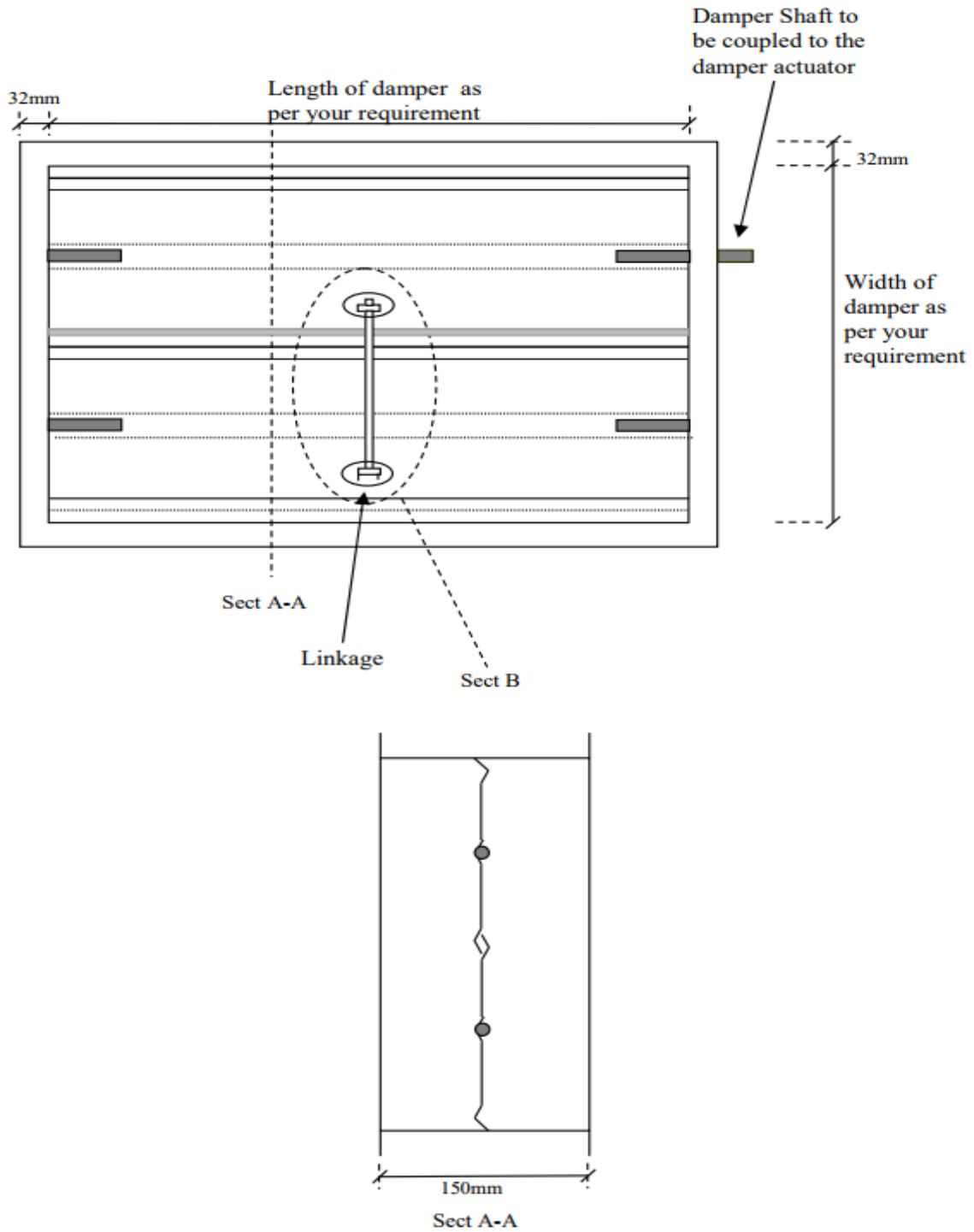
### Accessories & Optional Features

- Foam gasket
- Flange holes
- Primer protection coatings
- Other materials like SS304/SS316/SS316L.
- Suggestions are also available on request from your CCC specialist.

## Motorised Control Damper C/W Actuator

Model : MCD

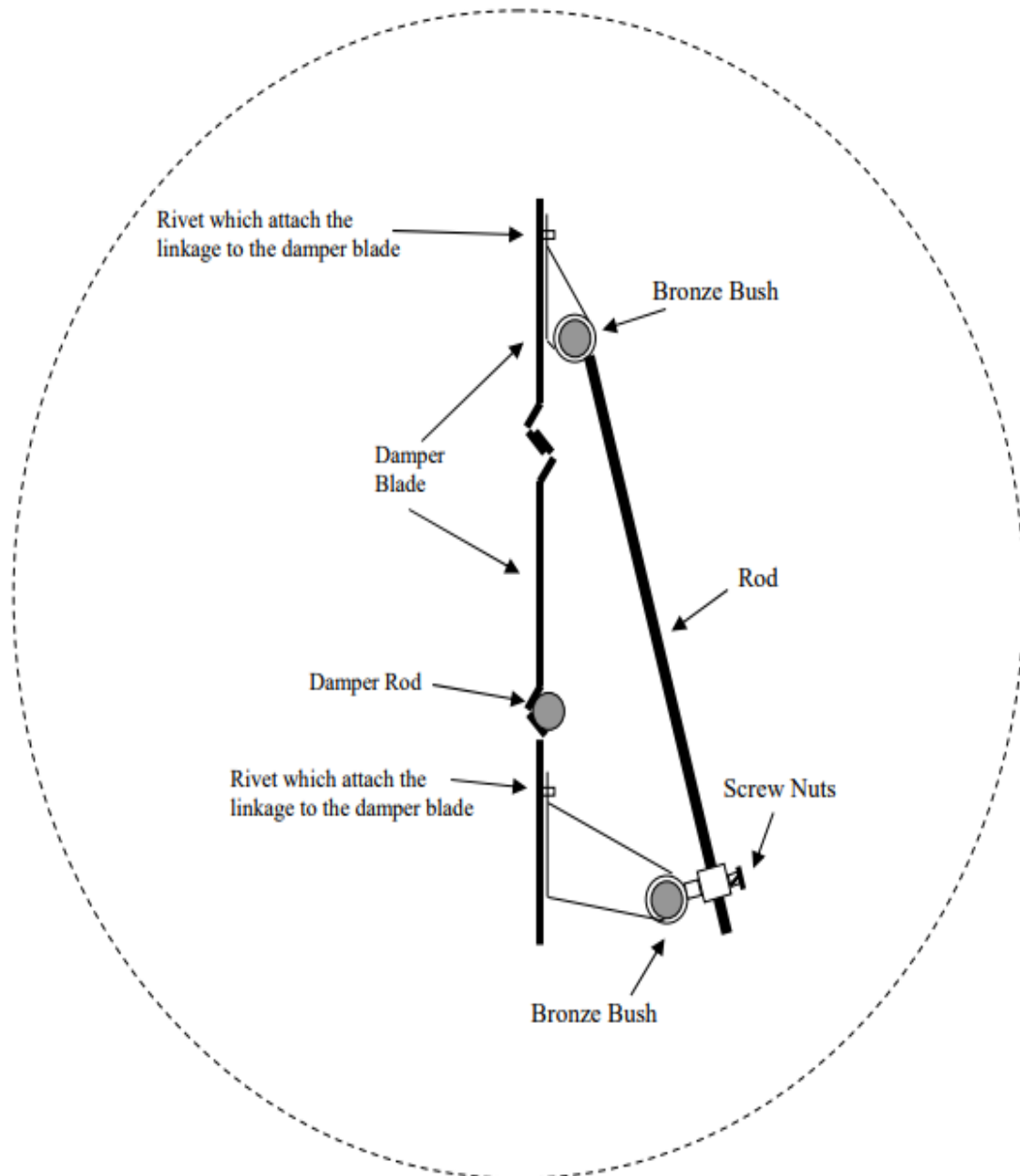
### Design Construction



## Motorised Control Damper C/W Actuator

Model : MCD

### Design Construction





### Testing Setups for CCC-VCD

**\*PLEASE TAKE NOTE VCD & MCD ARE THE SAME. THE DIFFERENCES IS 1 IS MANUAL, 1 IS MOTORISED. THEREFORE THE TEST REPORT WILL BE USING FROM THE CCC-VCD MODELS.**




Figure 4 : Test Setup for the Static Pressure Loss Vs Airflow Rate and Discharged Sound Level Test



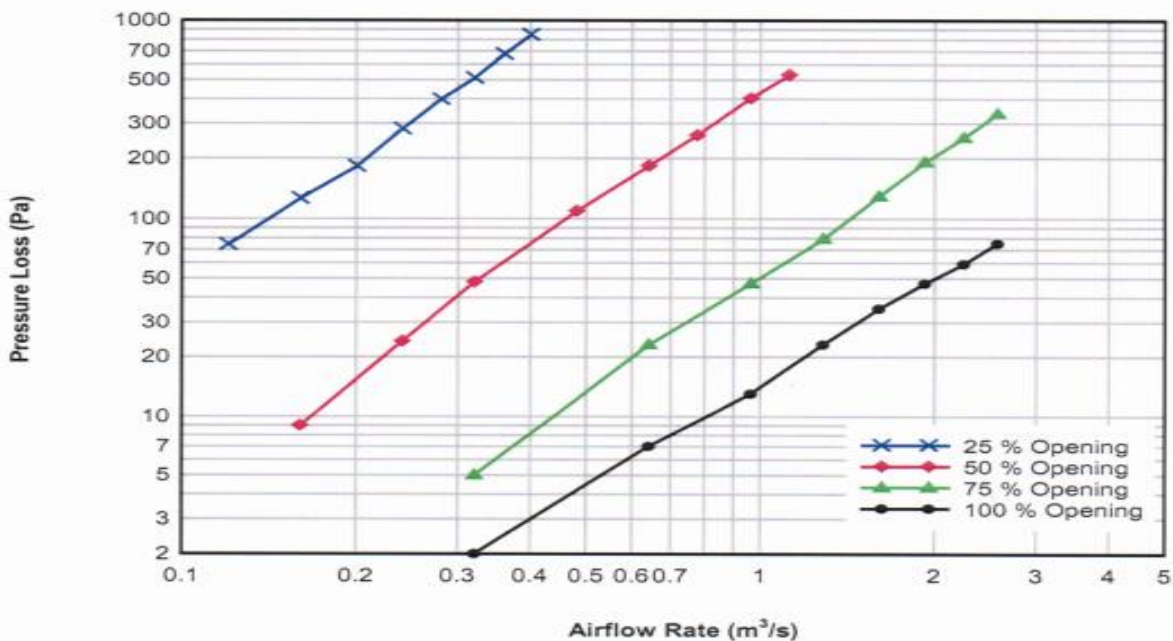
Figure 6 : Setup of "CCC-VCD 400" Volume Control Damper for Air Leakage Test

**CCC-VCD Performance**



Damper Opening		400mm x 400mm x 150mm Volume Control Damper							
25°	Damper Flow Rate (m <sup>3</sup> /s)	0.12	0.16	0.20	0.24	0.28	0.32	0.36	0.40
	Pressure loss (Pa)	74	127	183	281	398	511	676	847
50°	Damper Flow Rate (m <sup>3</sup> /s)	0.16	0.24	0.32	0.48	0.64	0.80	0.96	1.12
	Pressure loss (Pa)	9	24	48	109	183	301	402	530
75°	Damper Flow Rate (m <sup>3</sup> /s)	0.32	0.64	0.96	1.28	1.60	1.92	2.24	2.56
	Pressure loss (Pa)	5	23	47	79	129	191	253	335
100°	Damper Flow Rate (m <sup>3</sup> /s)	0.32	0.64	0.96	1.28	1.60	1.92	2.24	2.56
	Pressure loss (Pa)	2	7	13	23	35	47	59	75

**Table 1: Static Pressure of “CCC-VCD-400” Volume Control Damper**



**Figure: Static Pressure of “CCC-VCD-400” Volume Control Damper**

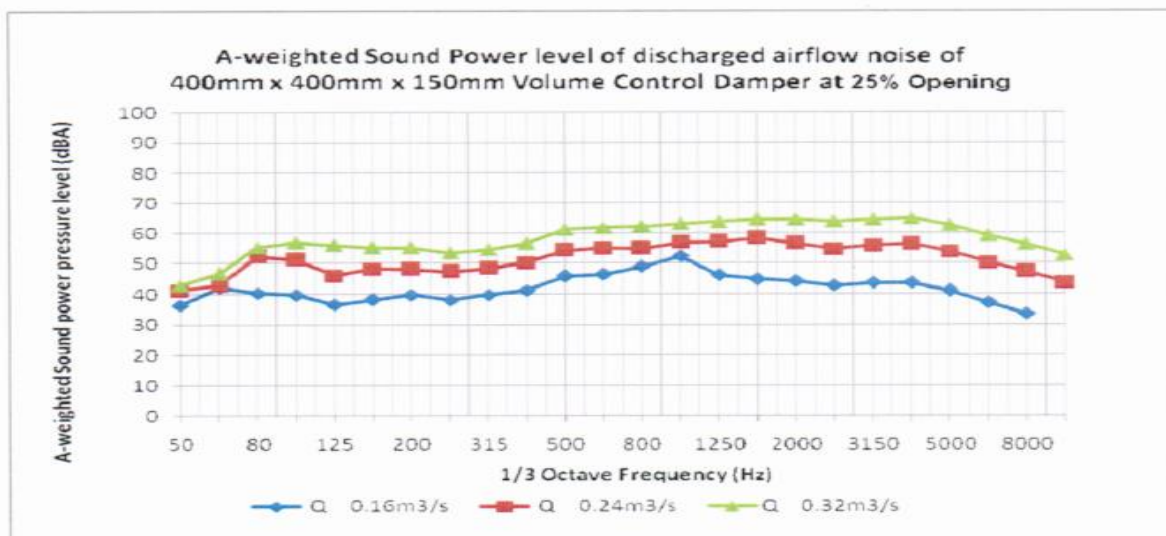


**CCC-VCD Performance**



Frequency (Hz)	Discharged Sound Power Level (dBA)					
	25% Damper Opening					
	Airflow Rate					
	Q = 0.16m <sup>3</sup> /s		Q = 0.24m <sup>3</sup> /s		Q = 0.32m <sup>3</sup> /s	
50	36.5	45.1	41.2	53.1	42.9	56.1
63	42.3		42.9		46.7	
80	40.4		52.4		55.3	
100	39.7	43.2	51.2	53.8	56.8	60.8
125	36.6		46.0		56.1	
160	38.3		48.3		55.2	
200	39.8	44.1	48.1	52.8	55.2	59.2
250	38.1		47.3		53.4	
315	39.8		48.4		54.6	
400	41.2	49.8	50.2	58.4	56.6	65.2
500	45.8		54.3		61.2	
630	46.5		55.0		61.8	
800	49.0	54.7	54.9	61.2	62.2	67.8
1000	52.4		56.8		63.1	
1250	46.1		57.2		63.7	
1600	44.9	48.8	58.2	61.5	64.4	69.0
2000	44.2		56.5		64.4	
2500	42.8		54.7		63.9	
3150	43.6	47.7	55.8	60.3	64.4	68.8
4000	43.7		56.4		64.9	
5000	41.0		53.9		62.6	
6300	37.1	39.7	50.3	52.7	59.1	61.5
8000	33.4		47.3		56.3	
10000	32.9		43.7		52.7	
<b>Overall A-weighted (dBA)</b>	<b>57.9</b>		<b>67.2</b>		<b>74.6</b>	

**Table 2a: Discharged Sound Power Levels of "CCC-VCD-400" Volume Control Damper**



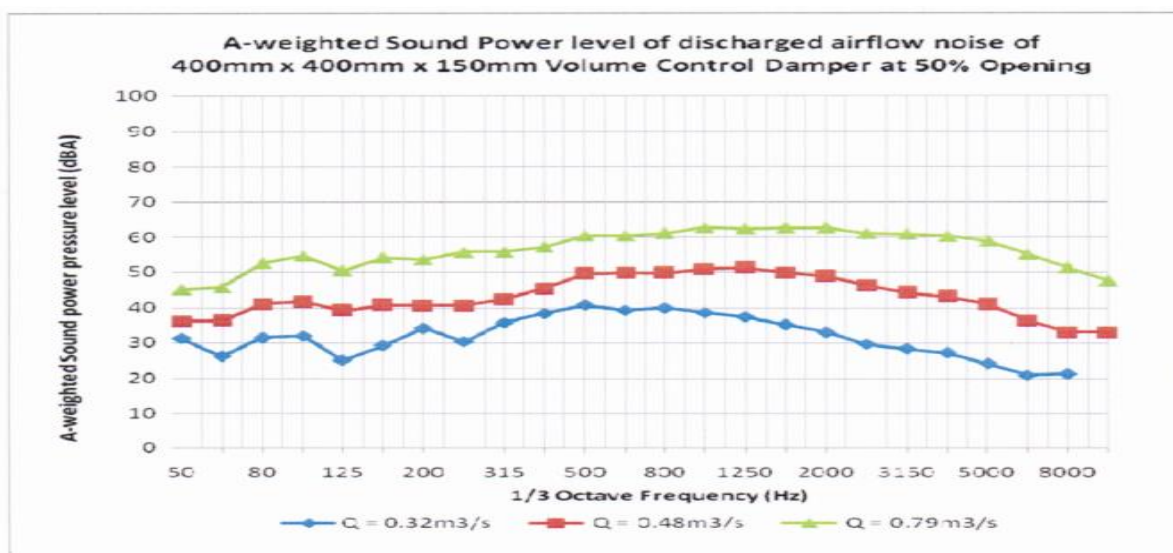
**Figure 2a: Discharged Sound Power Levels of "CCC-VCD-400" Volume Control Damper at 25% opening**

**CCC-VCD Performance**



Frequency (Hz)	Discharged Sound Power Level (dBA)					
	50% Damper Opening					
	Airflow Rate					
	Q = 0.32m <sup>3</sup> /s		Q = 0.48m <sup>3</sup> /s		Q = 0.79m <sup>3</sup> /s	
50	31.2	35.0	36.2	43.2	45.0	53.9
63	26.2		36.3		45.6	
80	31.5		41.0		52.5	
100	32.0	34.4	41.6	45.4	54.6	58.1
125	25.1		39.2		50.3	
160	29.3		40.7		54.1	
200	34.1	38.7	40.5	46.0	53.5	59.8
250	30.4		40.5		55.6	
315	35.7		42.3		55.7	
400	38.4	44.3	45.3	53.4	57.1	64.4
500	40.6		49.5		60.4	
630	39.2		49.8		60.4	
800	39.9	43.5	49.7	55.4	61.1	66.9
1000	38.6		50.8		62.7	
1250	37.3		51.1		62.4	
1600	35.2	38.0	49.8	53.3	62.6	66.9
2000	33.0		48.8		62.6	
2500	29.6		46.3		61.1	
3150	28.4	31.7	44.1	47.7	60.8	64.8
4000	27.3		43.1		60.3	
5000	24.2		40.9		58.8	
6300	21.1	33.0	36.4	39.3	55.0	57.0
8000	21.4		33.1		51.2	
10000	32.4		33.1		47.5	
Overall A-weighted (dBA)	48.6		59.7		72.5	

**Table 2b: Discharged Sound Power Levels of “CCC-VCD-400” Volume Control Damper**



**Figure 2b: Discharged Sound Power Levels of “CCC-VCD-400” Volume Control Damper at 50% opening**

**CCC-VCD Performance**



Frequency (Hz)	Discharged Sound Power Level (dBA)					
	75% Damper Opening					
	Airflow Rate					
	Q = 0.64m <sup>3</sup> /s		Q = 1.28m <sup>3</sup> /s 3/s		Q = 1.92m <sup>3</sup> /s	
50	29.6	34.5	39.6	49.5	41.7	54.7
63	25.7		37.8		44.3	
80	31.8		48.6		54.0	
100	32.8	34.8	44.1	47.7	52.7	58.3
125	26.8		41.7		54.6	
160	27.9		42.6		53.1	
200	28.0	34.6	42.9	48.3	53.7	59.0
250	28.6		43.1		53.3	
315	31.8		44.3		55.5	
400	35.7	42.6	48.5	55.0	61.4	66.7
500	38.9		50.9		61.9	
630	38.1		50.9		62.4	
800	39.5	44.6	53.3	59.6	61.1	67.7
1000	41.4		56.3		63.9	
1250	37.7		54.3		63.4	
1600	36.2	38.4	54.1	57.3	63.9	67.5
2000	33.4		52.6		63.0	
2500	28.1		49.7		60.8	
3150	25.5	30.1	49.0	52.5	60.8	65.0
4000	25.8		47.9		61.3	
5000	24.5		45.7		58.1	
6300	22.1	35.4	43.2	45.5	54.5	56.8
8000	22.0		38.9		51.8	
10000	34.9		38.3		47.2	
<b>Overall A-weighted (dBA)</b>	<b>48.2</b>		<b>63.4</b>		<b>73.4</b>	

Table 2c: Discharged Sound Power Levels of “CCC-VCD-400” Volume Control Damper

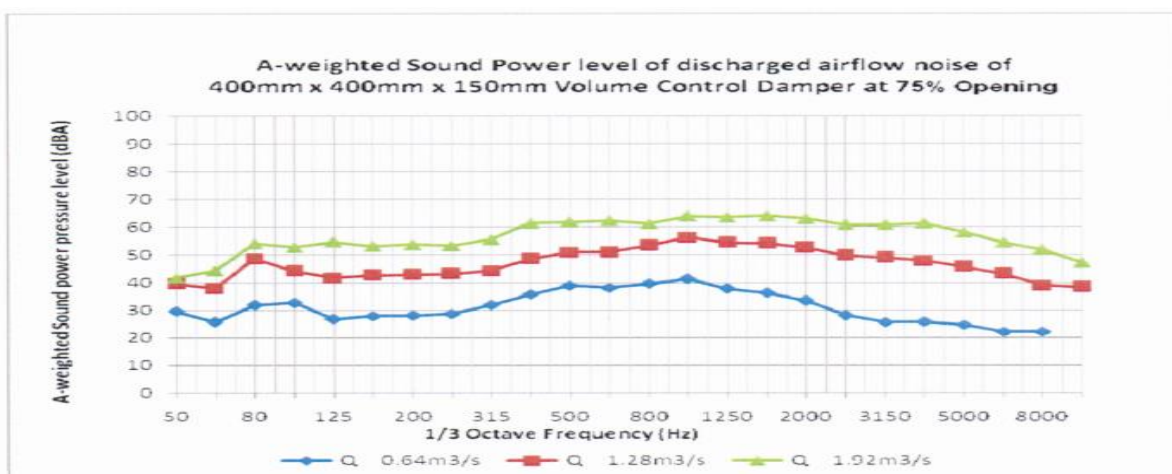


Figure 2c: Discharged Sound Power Levels of “CCC-VCD-400” Volume Control Damper at 75% opening



**CCC-VCD Performance**



Frequency (Hz)	Discharged Sound Power Level (dBA)					
	100% Damper Opening					
	Airflow Rate					
	Q = 0.64m <sup>3</sup> /s		Q = 1.28m <sup>3</sup> /s 3/s		Q = 1.92m <sup>3</sup> /s	
50	29.8	33.4	38.7	44.3	41.7	50.8
63	28.4		37.8		44.3	
80	27.2		41.3		48.9	
100	32.8	34.0	44.1	47.5	52.7	55.9
125	24.5		41.0		48.6	
160	25.0		42.6		51.0	
200	25.9	31.1	40.3	45.6	49.0	53.9
250	26.6		40.4		48.0	
315	26.3		41.7		50.2	
400	27.3	33.5	43.8	50.3	54.1	61.0
500	28.4		44.3		56.4	
630	30.0		47.5		57.6	
800	29.8	34.3	47.2	51.6	57.5	62.0
1000	29.4		46.7		57.3	
1250	29.5		46.7		56.9	
1600	29.0	32.4	46.0	49.9	55.8	59.8
2000	27.9		45.3		55.3	
2500	25.2		43.6		53.6	
3150	25.0	29.6	44.5	48.9	54.6	59.8
4000	25.5		44.9		55.6	
5000	23.8		42.8		54.7	
6300	21.2	35.3	38.8	42.3	50.8	53.5
8000	21.1		36.3		48.3	
10000	34.9		37.1		45.5	
<b>Overall A-weighted (dBA)</b>	<b>42.3</b>		<b>57.5</b>		<b>67.6</b>	

Table 2d: Discharged Sound Power Levels of “CCC-VCD-400” Volume Control Damper

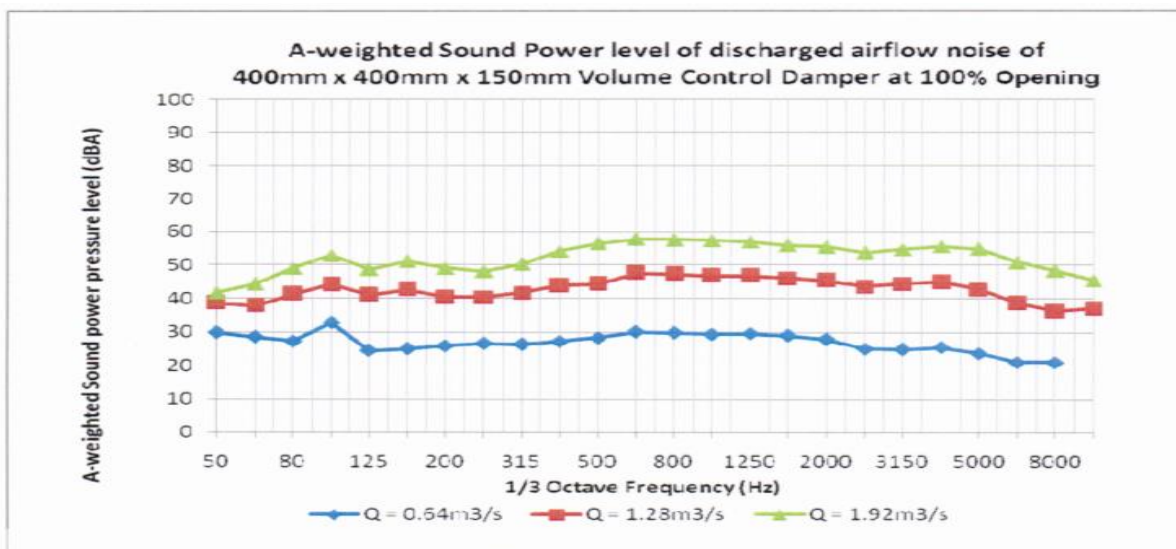


Figure 2d: Discharged Sound Power Levels of “CCC-VCD-400” Volume Control Damper at 100% opening

**CCC-VCD Performance**

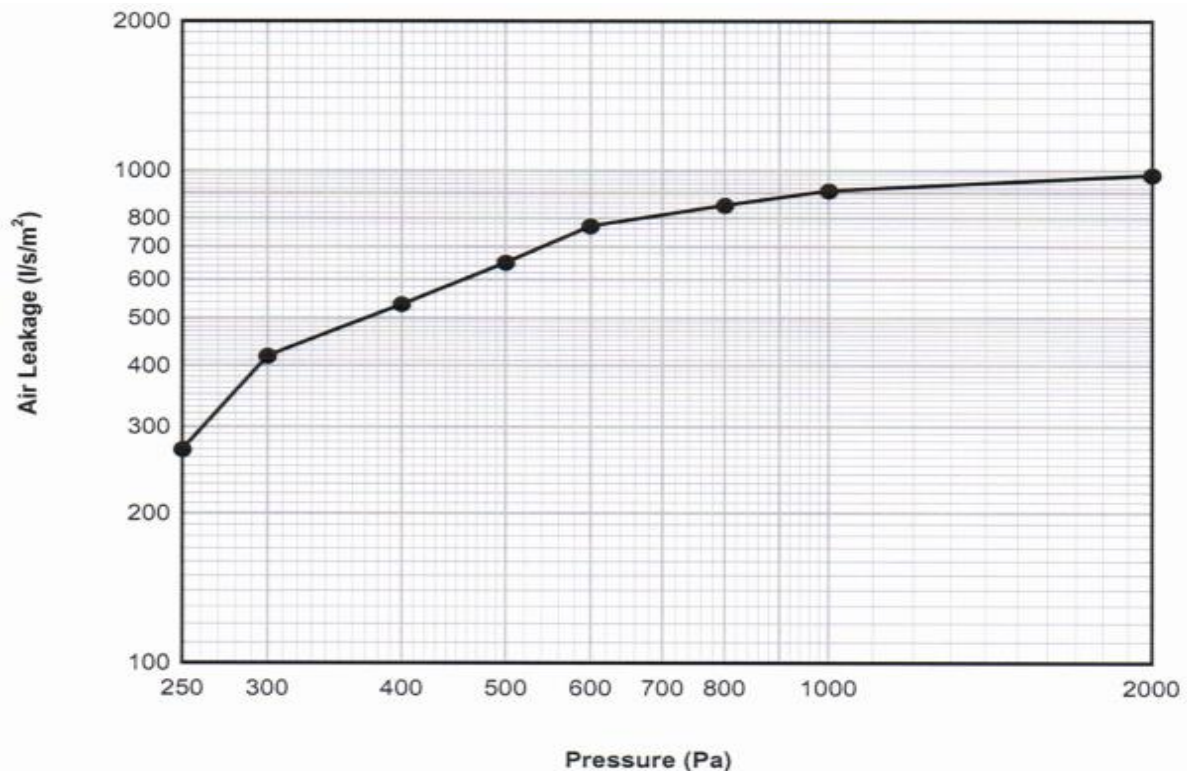


400mm x 400mm x 150mm Volume Control Damper (Damper blade fully Close)								
Supply Pressure (Pa)	250	300	400	500	600	800	1000	2000
Supply flow rate, $Q_S$ (cfm)	1177	1265	1453	1592	1745	1925	2168	3070
Leakage Volume Flow Rate, $Q_F$ (cfm)	86	134	171	208	247	265	291	313
Leakage Volume Flow Rate, $Q_{FL}$ (l/s/m <sup>2</sup> )	270	419	534	650	772	828	910	980
Percentage of leakage (%)	7	11	12	13	14	14	13	10
*Rated Leakage (%)	4	6	8	10	-	-	-	-

**Table 3: Leakage Test of “CCC-VCD-400” Volume Control Damper**

**Note:**

1. Nominal Flow Rate,  $Q_N = 2168$  cfm
2. Percentage of Leakage (%) =  $(Q_F/Q_S) \times 100\%$
3. Rate Leakage (%) =  $(Q_F/Q_N) \times 100\%$ . Maximum Rate Leakage = 10%




**Figure 3: Leakage Test of “CCC-VCD-400” Volume Control Damper**



### Optional Accessories/requests for Motorised Control Damper



**FLANGE HOLES** : Pre-Flange holes allows you easier installation and acts as a guide to let you install the damper easily. Please request if you require holes at your flange so we can quote you accordingly for the number of holes.



**Wire Mesh** : Wires mesh is useful for Dampers that are used outdoor to keep birds and animlas from going into your unit.



**Foam Gasket** : Foam gasket prevent greater leakage through the connections of flange to ductings.